




Flyback Transformer

For Texas Instruments
LM5071 PoE PD Controller



- Designed to operate in continuous mode at 250 kHz
- TI App Note AN-1430 specifies 84% efficiency at 3 A.
- 1500 Vrms, one minute isolation from primary and aux to secondary

Core material Ferrite

Terminations RoHS tin-silver over tin over nickel over phos bronze. Other terminations available at additional cost.

Weight 5.97 g

Ambient temperature -40°C to +85°C

Storage temperature Component: -40°C to +85°C.

Tape and reel packaging: -40°C to +80°C

Resistance to soldering heat Max three 40 second reflows at +260°C, parts cooled to room temperature between cycles

Moisture Sensitivity Level (MSL) 1 (unlimited floor life at <30°C / 85% relative humidity)

Failures in Time (FIT) / Mean Time Between Failures (MTBF)

38 per billion hours / 26,315,789 hours, calculated per Telcordia SR-332

Packaging 175 per 13" reel Plastic tape: 32 mm wide, 0.5 mm thick, 28 mm pocket spacing, 12.93 mm pocket depth

PCB washing Tested with pure water or alcohol only. For other solvents, see Doc787_PCB_Washing.pdf

Part number ¹	L at 0 A ² ±10% (µH)	L at Ipk ³ min (µH)	Input voltage (V)	DCR max (Ohms)	Leakage L ⁴ max (µH)	Turns ratios	Ipk ³ (A)	Outputs ⁵
DA2383-AL_	127.0	114.3	24 -60	0.310 (aux) 0.012 (sec) 0.255 (pri)	1.25	2 : 1 (pri : aux) 6 : 1 (pri : sec)	1.0	10 V, 0.05 A (aux) 3.3 V, 4.0 A (sec)

1. When ordering, please specify **packaging** code:

DA2383-ALD

Packaging: D = 13" machine-ready reel. EIA-481 embossed plastic tape (175 parts per full reel).

B = Less than full reel. In tape, but not machine ready. To have a leader and trailer added (\$25 charge), use code letter D instead.

2. Inductance is for the primary, measured at 200 kHz, 0.2 Vrms, 0 Adc.

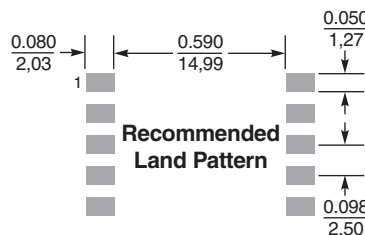
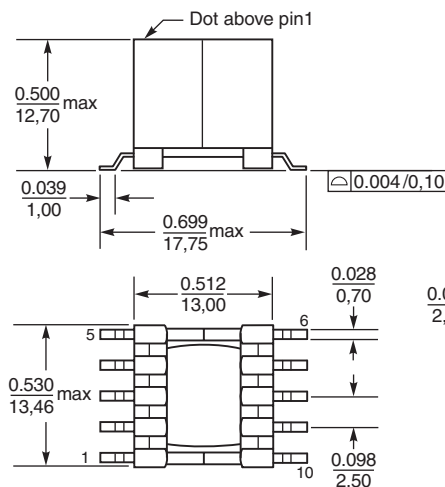
3. Ipk is peak primary current drawn at minimum input voltage.

4. Leakage inductance measured on the primary winding with all secondary pins shorted.

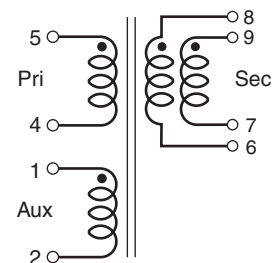
5. Output of the secondary is with the windings connected in parallel.

6. Electrical specifications at 25°C.

Refer to Doc 362 "Soldering Surface Mount Components" before soldering.



Dimensions are in $\frac{\text{inches}}{\text{mm}}$



Secondary windings to be connected in parallel on the PC board

Coilcraft

www.coilcraft.com

US +1-847-639-6400 sales@coilcraft.com

UK +44-1236-730595 sales@coilcraft-europe.com

Taiwan +886-2-2264 3646 sales@coilcraft.com.tw

China +86-21-6218 8074 sales@coilcraft.com.cn

Singapore + 65-6484 8412 sales@coilcraft.com.sg

Document 523 Revised 10/29/08

© Coilcraft Inc. 2013

This product may not be used in medical or high risk applications without prior Coilcraft approval. Specification subject to change without notice. Please check web site for latest information.

Mouser Electronics

Authorized Distributor

Click to View Pricing, Inventory, Delivery & Lifecycle Information:

[Coilcraft:](#)

[DA2383-ALD](#) [DA2383-ALB](#)