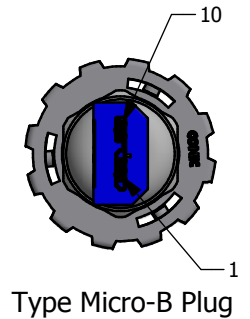
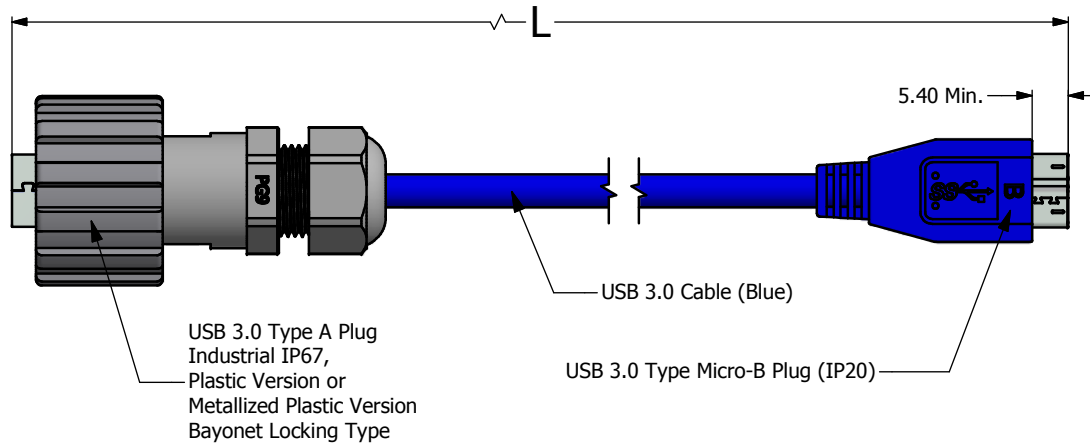
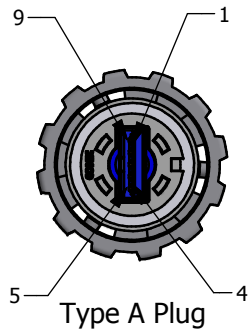


6 5 4 3 2 1



**NOTES:**

**1. Electrical Specifications:**

- Meets USB 3.0 specifications
- Low level Contact Resistance:
  - 30 mOhm max for VBUS and GND Contacts
  - 50 mOhm max for all other contacts
- Insulation Resistance 1000 MOhm min.
- Current Rating: 2A max. @ 25°C
- DWV: 500V AC/60s Pin to Pin; 1000V AC/60s Pin to shell
- Connector Operating Temperature: -40°C to +85°C

**2. Material and Finish:**

- Coupling Ring: Polyester (Black); or ABS, Nickel Plated, UL94 V-0
- Plug Housing: Polyester (Black); or ABS, Nickel Plated, UL94 V-0
- Interfacial Seal: Silicone, Color: White
- Cable Gland: PA (Black) or Brass, Nickel Plated
- Cable Gland Seal: NBR, Color: Black
- Cable Gland Insert (Metal Version): Nylon, Color: White
- USB Insulator: PBT, UL 94V-0, Color: Blue
- USB Metal Shell: SPCC, Nickel plated
- © - USB Contact: Copper Alloy, 15u" min. Au over 40 u" min. Nickel Plated
- USB Insulator: PBT +GF, UL94 V-0, Color: Blue
- 3. Cable: UL AWM 2725, 2 x (Shielded Twist Pair AWG28 + Drain Wire) + 2 x Unshielded AWG28 + 2 x AWG24 + Drain Wire, Overall Braid Shield; Outer Jack PVC, OD: 6.0 mm Color: Blue

**Pin Assignment**

| Type A | Wire Map           | Micro-B     |
|--------|--------------------|-------------|
| p1     | ----- Red          | ----- p1    |
| p2     | ----- White        | ----- p2    |
| P3     | ----- Green        | ----- P3    |
| N/A    | -----              | ----- P4    |
| P4     | ----- Black        | ----- P5    |
| P5     | ----- Blue         | ----- P6    |
| P6     | ----- Yellow       | ----- P7    |
| P7     | ---- Drain Wire -- | ----- P8    |
| P8     | ----- Purple       | ----- P9    |
| P9     | ----- Orange       | ----- P10   |
| Shell  | ----- Braid        | ----- Shell |

**RoHS Compliant**

| L             | Part Number     |                            |
|---------------|-----------------|----------------------------|
|               | Plastic Version | Metallized Plastic Version |
| 0.3 ± 0.03 m  | 17-240572       | 17-240652                  |
| 0.5 ± 0.05 m  | 17-240582       | 17-240662                  |
| 0.75 ± 0.05 m | 17-240592       | 17-240672                  |
| 1 ± 0.10 m    | 17-240602       | 17-240682                  |
| 2 ± 0.10 m    | 17-240612       | 17-240692                  |
| 3 ± 0.10 m    | 17-240622       | 17-240702                  |

|  |           |         |               |   |             |  |  |                     |  |
|--|-----------|---------|---------------|---|-------------|--|--|---------------------|--|
| THIS DRAWING MAY NOT BE COPIED OR REPRODUCED IN ANY MANNER AND MAY NOT BE PASSED ON TO A THIRD PARTY WITHOUT WRITTEN PERMISSION. OWNERSHIP AND COPYRIGHT OF CONEC CORPORATION. <b>DO NOT ALTER CAD DRAWING BY HAND</b> | Customer: |         |               | Tolerance<br>Unless otherwise specified |             |  | Scale: N/A   | Dim. in             |  |
|  | Name      | Title   | Approval Date | 0 PLC ±0.50                             | 1 PLC ±0.38 |  | Autodesk Inventor  | Material: See Notes |  |
|  |           |         |               | 2 PLC ±0.25                             | 3 PLC ±0.10 |  | Title: USB Patch Cord<br>USB 3.0 Type A Plug (IP67)<br>to USB 3.0 Type Micro-B Plug (IP20) |                     |  |
|  |           |         |               | ANGLES ±3                               | Norm        |  | Drawing No.: 17K1A581  |                     |  |
|  |           |         |               |   |             |  | Part No.: SEE P/N ABOVE  |                     |  |
|  | Rev.      | Changes | Date          | Name                                    |             |  |  | DIN A3<br>Sheet 1/1 |  |



6 5 4 3 2 1

# Mouser Electronics

Authorized Distributor

Click to View Pricing, Inventory, Delivery & Lifecycle Information:

[CONEC:](#)

[17-240622](#) [17-240672](#) [17-240592](#)