

ABS1699 Trays

CARLISLE
INTERCONNECT TECHNOLOGIES



ABS1699-03 and ABS1699-05 Trays

INTRODUCTION

Carlisle Interconnect Technologies (CarlisleIT) now offers the ABS1699 family of trays, which are standard equipment on all Airbus A3xx aircraft. These trays meet the standards of ARINC 600 as well as the additional requirements from ABS1773 specific to these aircraft platforms. All CarlisleIT trays and components are fabricated in our state-of-the-art manufacturing facility using top quality materials to assure a perfect fit and lifetime performance. Our trays are provided with integrated side seals to speed installation on cooled equipment shelves and cooling holes standardized to accept NSA939511-03 plugs for easy air flow adjustments. The ABS1699 family of trays feature the advanced thumbscrew hold-down designed to meet the performance criteria of the ASNA2168 and ABS1773 standards.

FEATURES

- » Durable, rugged construction
- » Lightweight aluminum alloy
- » Clear Chem Film per Mil-DTL-5541, Type II, Class 3
- » Materials meet flammability, optical smoke density and toxic gas generation requirements of ABD0031
- » RoHS compliant
- » 24 hour AOG support

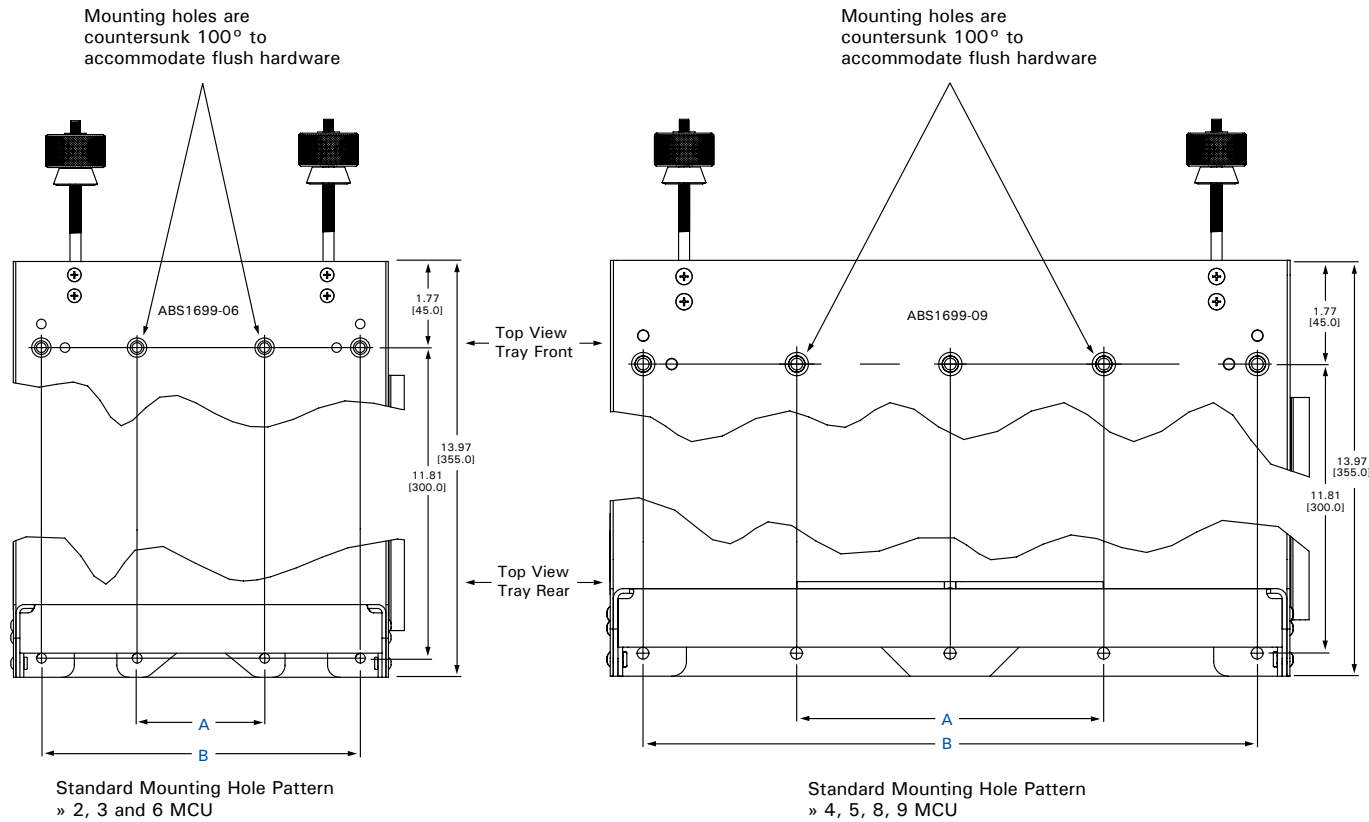
APPLICATIONS

- » ABS1699
- » ARINC 600 Standards
- » CFR Title 14 Part 25, 23 and 21
- » RTCA/DO-160

ABS1699 Trays

MOUNTING PATTERNS

The following cut away diagrams illustrate standard Front and Rear Mounting Hole placement for ABS1699 Trays. No. 10 mounting holes are standard on all trays.
 Note: Dimensions are in inches, bracketed [numbers] represent millimeters.



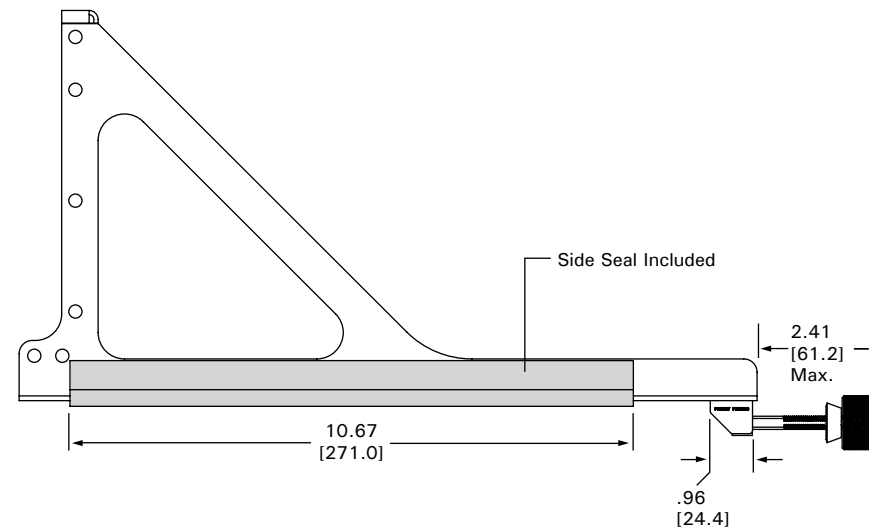
MOUNTING DIMENSIONS: REFERENCE CHART

MCU Size	A	B
2 MCU	1.312 [33.3]	-
3 MCU	2.624 [66.6]	-
4 MCU	3.936 [100.0]	-
5 MCU	5.248 [133.3]	-
6 MCU	2.624 [66.6]	6.560 [166.6]
8 MCU	5.248 [133.3]	9.184 [233.3]
9 MCU	5.248 [133.3]	10.496 [266.6]

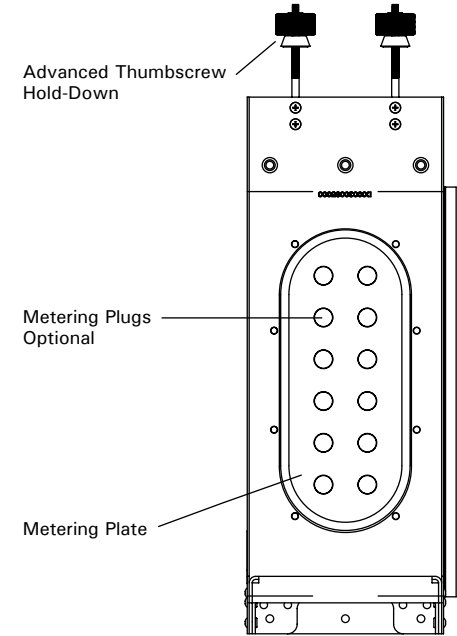
DIMENSIONAL DATA

Note: Dimensions are in inches, bracketed [numbers] represent millimeters.

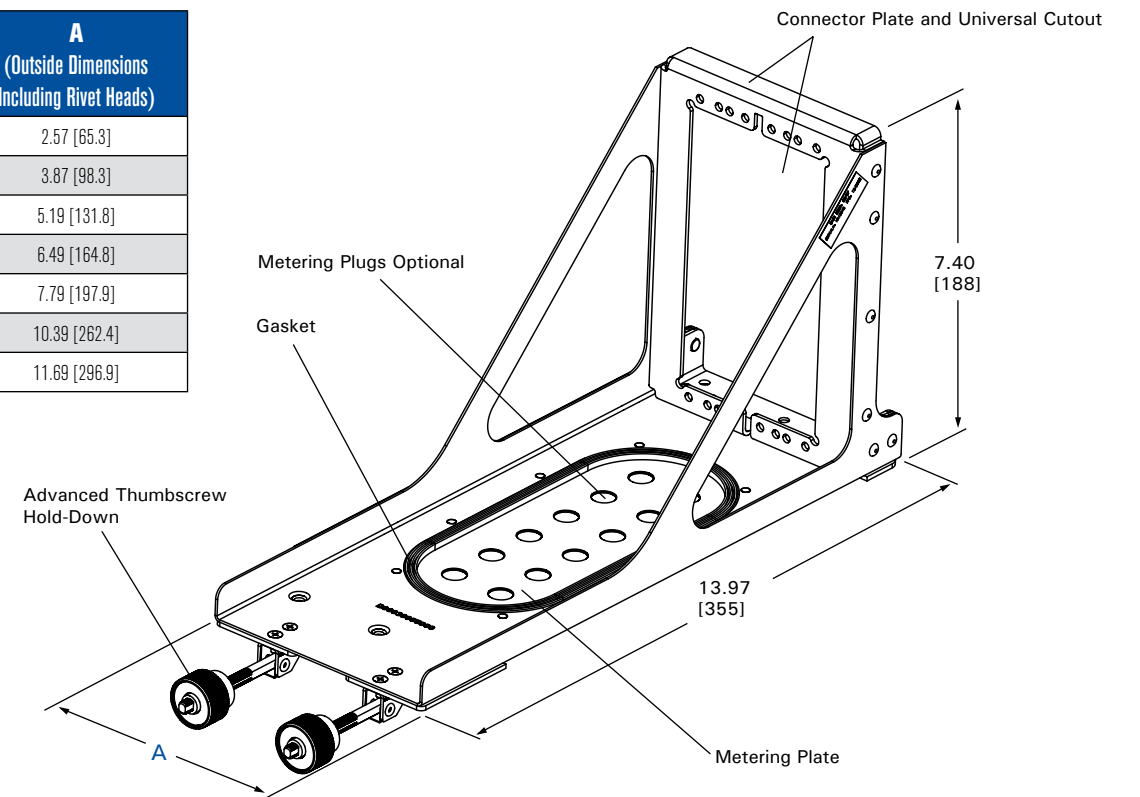
Typical Side View



Typical Top View



MCU Size	A (Outside Dimensions Including Rivet Heads)
2 MCU	2.57 [65.3]
3 MCU	3.87 [98.3]
4 MCU	5.19 [131.8]
5 MCU	6.49 [164.8]
6 MCU	7.79 [197.9]
8 MCU	10.39 [262.4]
9 MCU	11.69 [296.9]

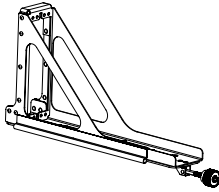
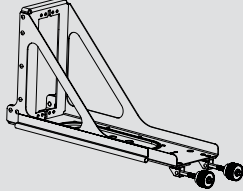
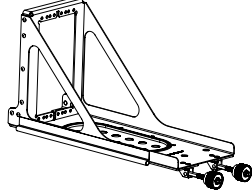
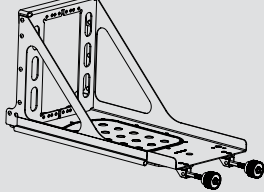
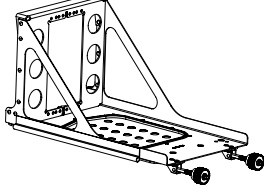
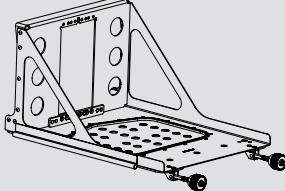


All dimensions shown represent CarlisleIT's Standard tray dimensions. CarlisleIT can customize any of these features to suit your specific needs.

ABS1699 Trays

OPTIONS & ACCESSORIES

Standard ABS1699 configurations shown. Custom configurations available. Please contact the factory for more information.

MCU Size	ABS1699 Standard P/N	Airbus P/N	CarlisleIT P/N	Figure Illustration
2 MCU	ABS1699-02	D00030093000	200-23876-101	
3 MCU	ABS1699-03	D00030094000	200-23563-101	
4 MCU	ABS1699-04	D00030095000	200-23558-101	
5 MCU	ABS1699-05	D00030581000	200-28957-101	
6 MCU	ABS1699-06	D00030582000	200-28965-101	
8 MCU	ABS1699-08	D00030583000	200-28973-101	
9 MCU	ABS1699-09	-	200-25770-101	